


Features

- Ultra Stable
- Wide Temperature Range
- SMD Package (7.0x5.0mm)
- Provide Stratum III Level Frequency Stability

Applications

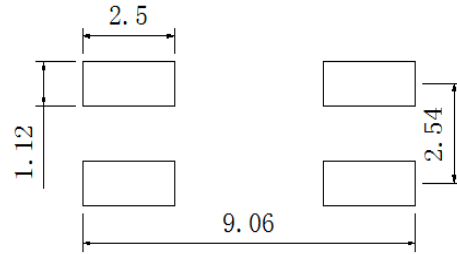
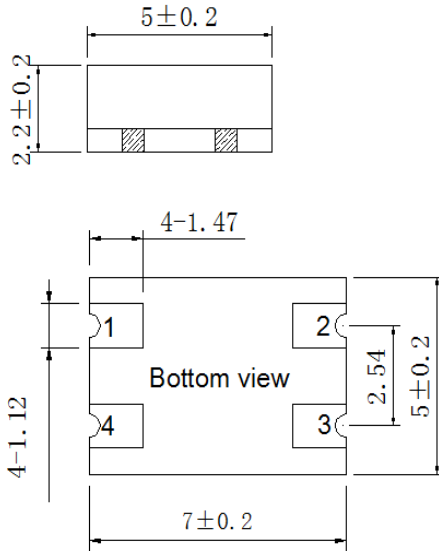
- Base Stations
- Instrumentations
- Synthesizer
- SDH/SONET
- Medical Electronics


BT0507C/D Specifications

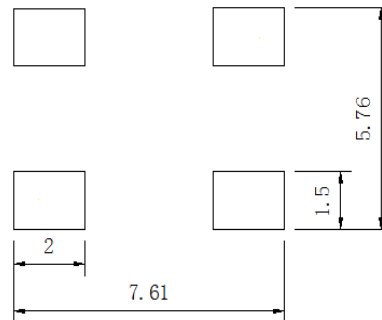
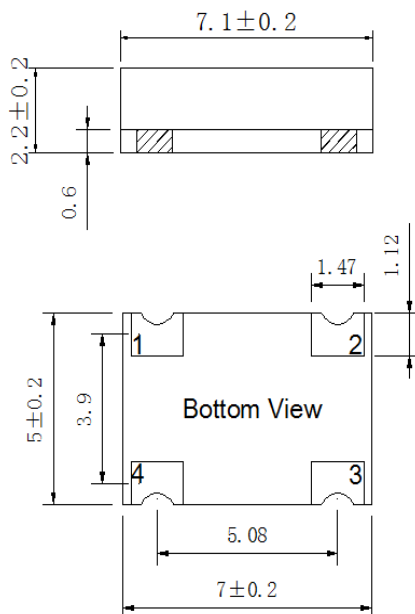
Parameter	Value			Unit	Conditions	
	Min.	Typ.	Max.			
Supply Voltage	-	3.3	-	V		
	-	5	-	V		
Supply Current	3	-	6	mA		
Frequency Range	10 ~ 51.2			MHz		
Nominal Frequency	10, 12.8, 16.384, 19.2, 19.44, 20, 24.576, 25, 26, 30.72, 40, 50			MHz		
Initial Frequency Tolerance	±0.5	-	±1.0	ppm	At shipment, nominal EFC, +25°C	
Freq. Stability Vs. Temp.	±0.5	-	±1.0	ppm	-20°C~+70°C	
	±0.5	-	±1.0	ppm	-40°C~+85°C	
Clipped Sine Wave	Output Level	0.8	-	Vp-p		
	Load	10kΩ//10pF				
LVCMOS	V _{OH}	2.4	-	V	LVCMOS Output, Load=15pf	
	V _{OL}	-	-	0.4	V	LVCMOS Output, Load=15pf
	Duty Cycle	45	-	55	%	(V _{OH} - V _{OL})/2
	Rise/Fall Edge	-	-	6	ns	LVCMOS Output, Load=15pf
	Load	-	-	15	pf	
RMS Jitter(By E5052B)	-	-	1.3	ps	12KHz~5MHz	
Supply Sensitivity	-	-	±0.1	ppm	Vcc±5%	
Load Sensitivity	-	-	±0.2		Load±5%	
Aging/ First Year	-	-	±1.0		Standard	
	±0.3	-	±0.8	Customized		
SSB Phase Noise @10MHz	-	-	-95	dBc/Hz	Offset 10Hz	
	-	-	-120		Offset 100Hz	
	-	-	-140		Offset 1kHz	
	-	-	-145		Offset 10kHz	
	-	-	-150		Offset 100kHz	
					At +25°C	
Control Voltage Range	1.5 ± 1.0			V		
Frequency Turning Range	±5	-	±12	ppm		
Tuning Slope	positive					
Non-linearity	-	-	10	%		

Phase Noise @1KHz

Freq. Range	<-125dBc	<-130dBc	<-135dBc	<-140dBc	
10MHz				A	A=Available N/A=Not Available
12.8~20MHz			A	N/A	
20.48~38.4MHz		A	N/A	N/A	
40MHz	A	N/A	N/A	N/A	

Outline Dimension & Pin Connections
Package C:

Recommended Land Pattern
Pin Connection

Pin 1	Vcon,Control Voltage
Pin 2	Gnd,Ground
Pin 3	Fo,Output
Pin 4	Vdd,Supply voltage

Package D:

Recommended Land Pattern
Pin Connection

Pin 1	Vcon,Control Voltage
Pin 2	Gnd,Ground
Pin 3	Fo,Output
Pin 4	Vdd,Supply voltage

Note: Leave pin 1 unconnected If Vcon is not used.

Environmental Conditions

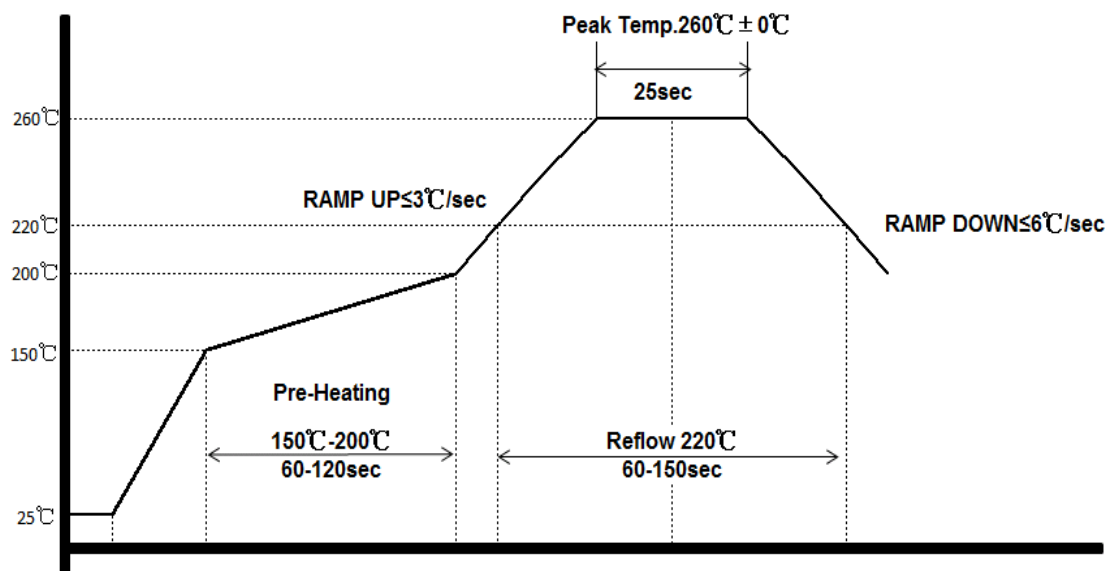
Operating Temperature Range	-40°C ~ +85°C
Storage Temperature Range	-55°C ~ +125°C

Maximum Ratings

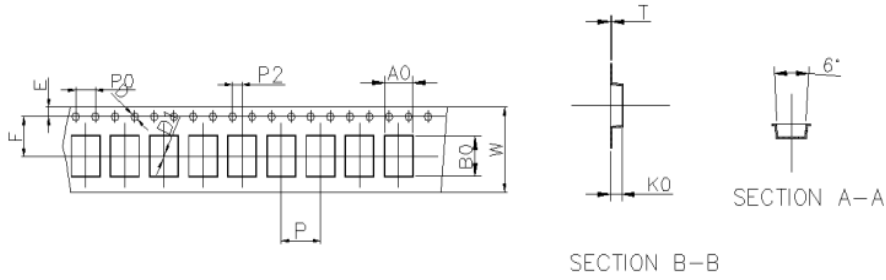
Parameter	Symbol	Rating
Supply Voltage	Vdd	-0.5V / 6V
Control Voltage	Vcon	0V / 3V
ESD, HBM/CDM/MM		4KV/ 2KV/ 200V

Reliability

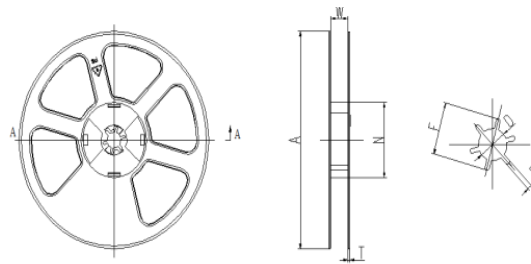
Parameter	Condition
Temperature Stress Test	IEC60068, GJB360B
Mechanical Stress Test	IEC60068, GJB360B
EMC Test (ESD)	IEC61000, JESD22
Solderability	EIA/JESD22-B102-C
Contact Pads	Gold over Nickel
RoHS	RoHS Directive 2011/65/EU Annex II Recasting 2002/95/EC

IR Reflow Profile


Tape & Reel



ITEM	W	A0	B0	K0	P	F	E	D	P0	P2	t	?'	
DIM	16.0	5.7	7.6	2.4	8	7.5	1.75	1.50	4.00	2.00	0.30	L/R	QTY/PCS
TOLE	+0.30 -0.30	+0.15 -0.15	+0.15 -0.15	+0.15 -0.15	+0.10 -0.10	+0.10 -0.10	+0.10 -0.10	+0.10 -0.00	+0.10 -0.10	+0.10 -0.10	+0.05 -0.05	5M/R	500 PCS



Item	W	A	N	T	E	F	D
Size	16.4	178	62	1.8	2	21.8	13.5
TOL	±0.3	±0.5	±0.4	±0.2	±0.5	±0.8	±0.3

Ordering Guide

BT 0507 X X X X XXX X X XX.XX

Product:
TCXO

Outline:
7.0mm x 5.0mm

Package:
C: Pakcage C
D: package D

Output:
H: LVCMOS
C: Clipped Sine Wave

Supply Voltage:
3: 3.3 Vdc
5: 5.0 Vdc

Temp. Range:
C: -20°C ~ +70°C
I: -40°C ~ +85°C
F: Customized

Frequency:
xx MHz

Tuning Range:
N:No Tuning
A: ±5ppm
B: ±7ppm
C: ±12ppm

Phase Noise:
A: -120dBc/Hz@1kHz
B: -125dBc/Hz@1kHz
C: -130dBc/Hz@1kHz
D: -135dBc/Hz@1kHz
E: -140dBc/Hz@1kHz

Temp. Stability:
106: ±1ppm
507: ±0.5ppm

Example: BT0507CH3C106CA30.72

Disclaimer

Xtaltq Technologies Co., Limited reserves the right to make changes to the product(s) and/or information contained herein without notice. No liability is assumed as a result of their use or application. No rights under any patent accompany the sale of any such product(s) or information.