


Features

- Low Current Consumption
- Wide Frequency Range
- Low Jitter
- SMD Package (7x5mm)

Applications

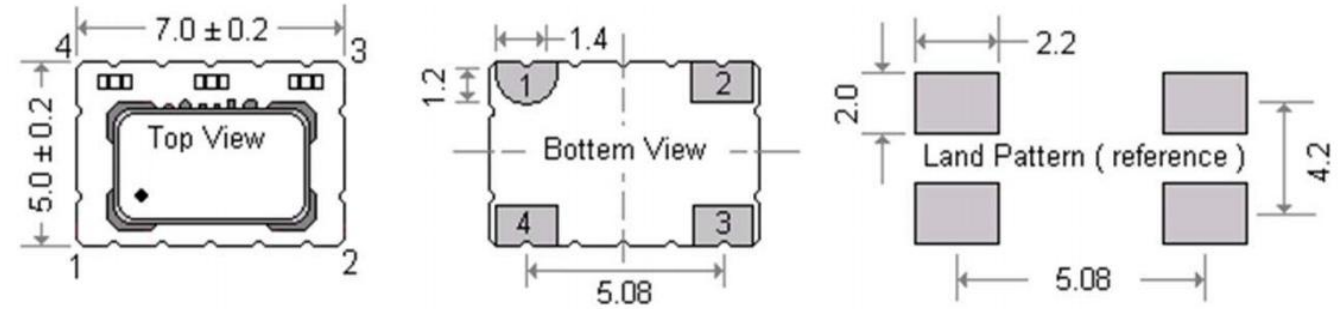
- Gigabit Ethernet / SDH/SONET
- Network Router/Switch
- Fibre Channel
- SAS, PCI Express Server
- Optical Transmission Equipment


BT05071 Specifications

Parameter	Value			Unit	Conditions	
	Min.	Typ.	Max.			
Supply Voltage	2.5/3.0/3.3/5			V	CMOS	
Supply Current	-	-	50	mA		
Frequency Range	40~ 156			MHz	CMOS	
Nominal Frequency	77.76, 155.52			MHz		
Initial Frequency Tolerance	±1.0	-	±2.0	ppm	At shipment, nominal EFC, +25°C	
Freq. Stability Vs. Temp.	±0.5	-	±3.0	ppm	0°C ~+50°C	
	±1.0	-	±3.0	ppm	-10°C ~+60°C	
	±1.0	-	±3.0	ppm	-30°C ~+75°C	
	±1.5	-	±3.0	ppm	-40°C ~+85°C	
CMOS	V _{OH}	0.9VDD	-	-	V	CMOS Output, Load=15pf
	V _{OL}	-	-	0.1VDD	V	CMOS Output, Load=15pf
	Duty Cycle	40	-	60	%	(V _{OH} - V _{OL})/2
	Rise/Fall Edge	-	-	10	ns	CMOS Output, Load=15pf
	Load	-	-	10	pf	
Supply Sensitivity	-	-	±0.3	ppm	Vcc±5%	
Load Sensitivity	-	-	±0.3		Load±10%	
Aging/ First Year	-	-	±1.0		Standard	
SSB Phase Noise @77.76MHz	-	-75	-	dBc/Hz	Offset 10Hz	At +25°C
	-	-99	-		Offset 100Hz	
	-	-98	-		Offset 1kHz	
	-	-95	-		Offset 10kHz	
	-	-90	-		Offset 100kHz	
Control Voltage Range	1.5 ± 1.0V				2.5/3.0/3.3/5V	
Frequency Turning Range	±5	-	-	ppm		
Tuning Slope	Positive					
Non-linearity	-	-	10	%		
Input Impedance	50	-	-	MΩ	CMOS	
Environmental Conditions						
Operating Temperature Range	-40°C ~+85°C					
Storage Temperature Range	-55°C ~ +125°C					

Outline Dimension & Pin Connections

Outline Dimensions: mm


Pin Connection

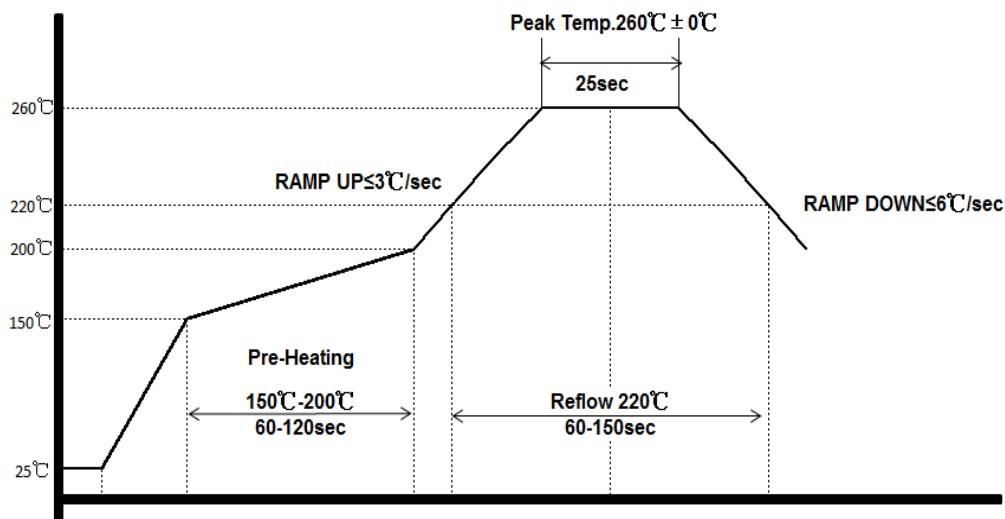
Pin 1	Vcon, Voltage Control
Pin 2	Gnd, Ground
Pin 3	F0, Output
Pin 4	Vdd, Supply Voltage

Maximum Ratings

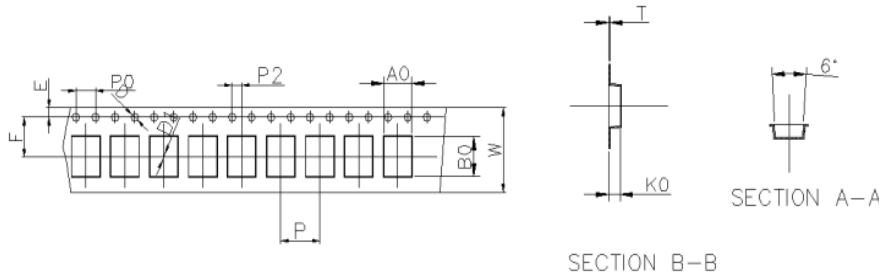
Parameter	Symbol	Rating
Supply Voltage	Vdd	-0.5V / 6V
Control Voltage	Vcon	0V / 3V
ESD, HBM/CDM/MM		4KV/ 2KV/ 200V

Reliability

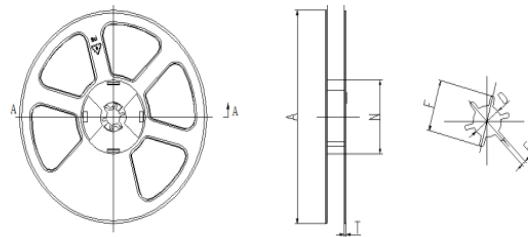
Parameter	Condition
Temperature Stress Test	IEC60068, GJB360B
Mechanical Stress Test	IEC60068, GJB360B
EMC Test (ESD)	IEC61000, JESD22
Solderability	EIA/JESD22-B102-C
Contact Pads	Gold over Nickel
RoHS	RoHS Directive 2011/65/EU Annex II Recasting 2002/95/EC

IR Reflow Profile


Tape & Reel




ITEM	W	A0	B0	K0	P	F	E	D	P0	P2	t	7'	
DIM	16.0	5.7	7.6	2.4	8	7.5	1.75	1.50	4.00	2.00	0.30	L/R	QTY/PCS
TOLE	+0.30 -0.30	+0.15 -0.15	+0.15 -0.15	+0.15 -0.15	+0.10 -0.10	+0.10 -0.10	+0.10 -0.10	+0.10 -0.00	+0.10 -0.10	+0.10 -0.10	+0.05 -0.05	5M/R	500 PCS



Item	W	A	N	T	E	F	D
Size	16.4	178	62	1.8	2	21.8	13.5
TOL	±0.3	±0.5	±0.4	±0.2	±0.5	±0.8	±0.3

Ordering Guide

BT 0507 I X X X XXX X X XX.XX



Example: BT0507IH3C287DN16.384

Disclaimer

Xtaltq Technologies Co., Limited reserves the right to make changes to the product(s) and/or information contained herein without notice. No liability is assumed as a result of their use or application. No rights under any patent accompany the sale of any such product(s) or information.