
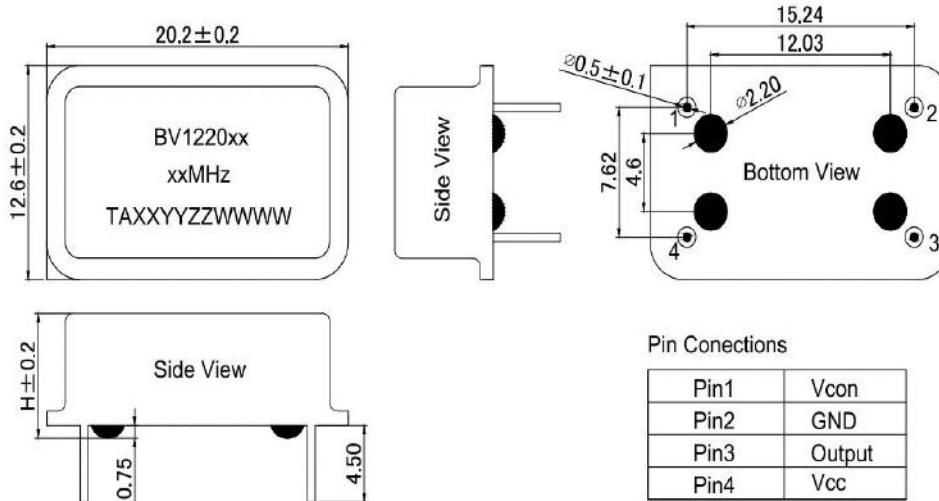


Features				Applications		
<ul style="list-style-type: none"> <li>● Ultra Stable</li> <li>● Low Phase Noise</li> <li>● SMD Package(12.6×20.2mm)</li> </ul>				<ul style="list-style-type: none"> <li>● Low phase noise signal source</li> <li>● Wireless Communication System</li> <li>● Low jitter RF Communication</li> <li>● GNSS</li> </ul> 		
BV1220 Specifications						
Parameter	Value			Unit	Conditions	
	Min.	Typ.	Max.			
Supply Voltage	-	3.3	-	V	V <sub>cc</sub> ±5%	
	-	5	-	V	V <sub>cc</sub> ±5%	
Output Current	-	-	45	mA		
Frequency Range	40 ~ 150			MHz		
Nominal Frequency	80,100,120,122.88			MHz		
Freq. Stability Vs. Temp.	-	±12	-	ppm	-40°C ~ +85°C	
CMOS	V <sub>OH</sub>	2.4	-	-	V	CMOS Output, Load=15pf
	V <sub>OL</sub>	-	-	0.4	V	CMOS Output, Load=15pf
	Duty Cycle	45	50	55	%	(V <sub>OH</sub> - V <sub>OL</sub> )/2
	Rise/Fall Edge	-	-	6	ns	CMOS Output, Load=15pf
	Load	-	-	15	pf	
Sine Wave	Output Level	7	-	-	dbm	
	Harmonious			-30	dBc	
	Spurious			-70	dBc	
	Load	50ohm				
RMS Jitter(By E5052B)	20	-	40	fs	12KHz~5MHz	
Supply Sensitivity	-	-	+0.2	ppm	Supply voltage varied ±5% at 25°C	
Load Sensitivity	-	-	+0.2		±5% load change	
Aging/ First Year	-	-	±1.0			
SSB Phase Noise @100MHz	-	-77	-75	dBc/Hz	Offset 10Hz	at 25°C
	-	-110	-110		Offset 100Hz	
	-	-142	-140		Offset 1kHz	
	-	-158	-155		Offset 10kHz	
	-	-160	-158		Offset 100kHz	
Control Voltage	0~3.3			V		
Frequency Tuning Range	±20	±30	±40	ppm	At shipment, nominal EFC, +25°C	
Tuning Slope	Positive					
Linearity	-	-	10	%		
Environmental Conditions						
Operating Temperature Range	-40°C ~ +85°C					
Storage Temperature Range	-55°C ~ +105°C					

### Outline Dimension & Pin Connections



### Maximum Ratings


Parameter	Symbol	Rating
Supply Voltage	Vdd	-0.5V / 6V
Control Voltage	Vcon	0V / 3V
ESD, HBM/CDM/MM		4KV/ 2KV/ 200V

### Reliability

Parameter	Condition
Temperature Stress Test	IEC60068, GJB360B
Mechanical Stress Test	IEC60068, GJB360B
EMC Test (ESD)	IEC61000, JESD22
Solder Ability	EIA/JESD22-B102-C
Contact Pads	Gold over Nickel
RoHS	RHOS Directive 2011/65/EU Annex II Recasting 2002/95/EC

### Ordering Guide

BV 1220XXXXXX XXXXXXXX.XX



**Example:** BV1220HH5I125E010N100

### Disclaimer

XtalTQ Technologies Co., Limited reserves the right to make changes to the product(s) and/or information contained herein without notice. No liability is assumed as a result of their use or application. No rights under any patent accompany the sale of any such product(s) or information.